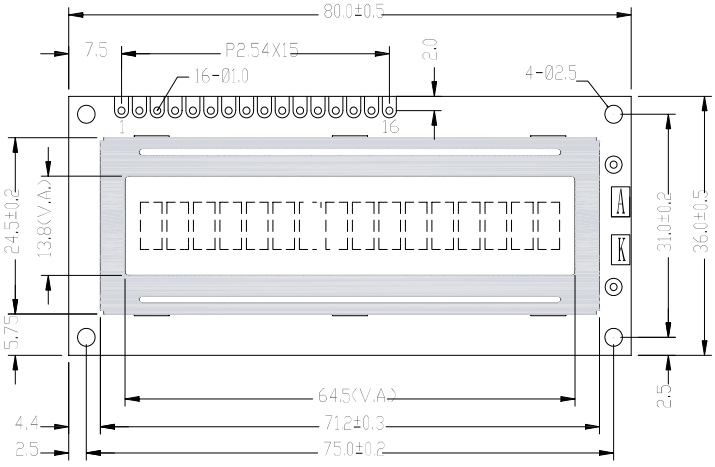

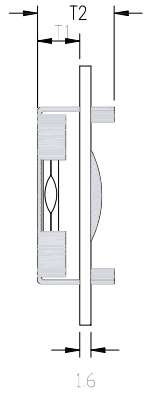

DOTS DETAIL

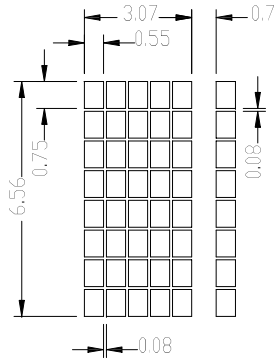

Display character address code

Display position	01	02	---	08	09	---	15	16
DDRAM address	00	01	---	07H	40	---	46	47H

Pin connections

Pin	Symbol
1	VSS
2	VDD
3	V0
4	RS
5	RW
6	E
7~10	DB0~DB3
11~14	DB4~DB7
15	A
16	K

Block diagram

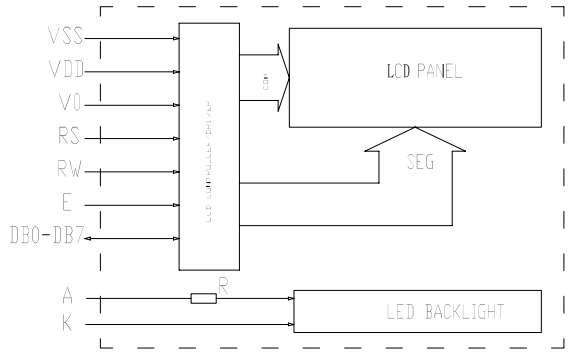

Feature

1. 16 character * 1 lines display
2. Built-in controller(S6A0069 or compliant)
3. with 4-bit or 8-bit parallel interface
4. 1/16 Duty cycle, 1/5 Bias.
5. Display Mode & Backlight Variations.
6. ROHS Compliant

Mechanical thickness

LCD module	T1	T2	Unit
Without or EL	4.5	9.5	mm
Edge backlight	7.0	11.0	mm
Bottom backlight	8.5	13.5	mm

Mechanical data

Item	Standard	Unit
Module size	80.0X36.0	mm
View area	64.5X13.8	mm
Dot size	0.55X0.75	mm
Character size	3.07X6.56	mm

Maximum Absolute Power Ratings

Item	Symbol	Standard			Unit
		Min	Typ	Max	
Input voltage	Vdd	-0.3	---	5.5	V
Power supply	Vin	-0.3	---	VDD	

Electronical characteristics

Item	Symbol	Condition	Standard			Unit
			Min	Typ	Max	
Operating voltage	V_{DD}	V_{DD}=5.0V	4.5	---	5.5	V
		V_{DD}=3.3V	2.7	3.3	5.5	
Operating current	I_{DD}	V_{DD}=5.0V	---	1.5	---	mA
Recommended LCD driving voltage for normal temp module	V_{LCD}	T_A=+25 ℃	---	4.3	---	V
		T_A=0 ℃	---	4.5	---	
		T_A=-20 ℃	---	4.8	---	
Backlight voltage	V_{LED}	Y-G	---	4.2	---	V
Backlight current	I_{LED}	V_{LED}=4.2V	---	110	---	mA
Operating temperature	T_o	---	-20	---	70	℃
Storage temperature	T_S	---	-30	---	80	